

Multimanager-Strategies zweiplus® (Conservative - EUR)

Aquila Asset Management Ltd

Investment Objective

The actively managed Multimanager-Strategy zweiplus® (EUR - Conservative) is suitable for investors who aim to preserve their assets through constant returns.

Investment Policy

The strategy invests between 5 % and 35 % in equity funds and up to 80 % in bond funds. In addition, the assets can be invested up to 25 % in alternative investments and/or in money market funds. The foreign currency allocation can amount to maximum 50 %.

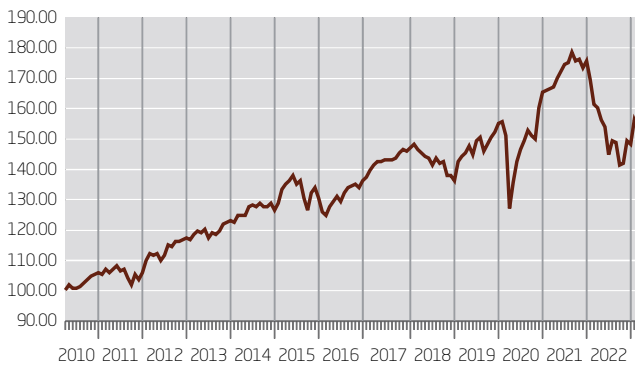
Investment Horizon

bank zweiplus recommends an investment horizon of minimum 5 years for investors.

Investment risk

This investment strategy accepts moderate risk with the smallest possible fluctuation margin.

Performance



Performance as of 28/02/2023

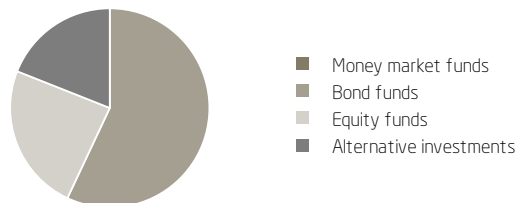
Year-to-date (YTD)		3.26 %
Since launch	19/03/2010	53.07 %

Performance per year

2022	-15.45 %
2021	6.25 %
2020	6.73 %
2019	13.85 %
2018	-7.38 %

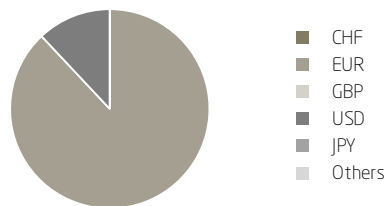
Diversification by investment

Money market funds	0.00 %
Bond funds	57.00 %
Equity funds	24.00 %
Alternative investments	19.00 %



Foreign currency portion

CHF	0.00 %
EUR	88.00 %
GBP	0.00 %
USD	12.00 %
JPY	0.00 %
Others	0.00 %



Disclaimer

This document contains advertising. This document is intended exclusively for persons resident in Switzerland. It is not intended for persons whose residence or nationality prevents them from accessing the kind of information contained in this document in accordance with applicable law. In particular, this document is not intended for US persons. If it relates to a financial instrument for which a prospectus and/or key investor information document are available, these can be obtained from bank zweiplus Ltd, Buckhauserstrasse 22, CH-8048 Zurich, or from the issuer of the financial instrument. We recommend that you obtain detailed information prior to making any investment decision. Investments should be carried out on the basis of the current sales prospectus. Performances realized in the past are no guarantee for future trends. The performance indicated does not take into account any commissions and costs incurred for subscription and redemption of fund units. Any distributions are reinvested.